

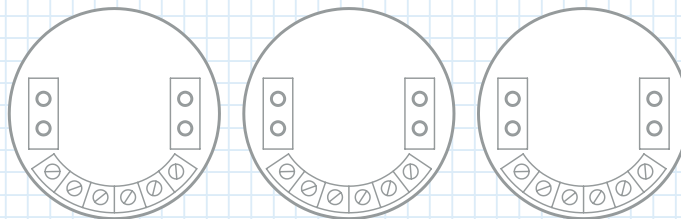
Flasher Model 8920-03

The 8920 series flasher offers all of the feature requirements for the majority of applications in aids to navigation. This series provides state of the art microcontroller based circuitry that allows for up to 256 preselected rhythms as well as infinite rhythm programmability and synchronization of flash pulses between multiple flashers. When the lamp fails a second output terminal activates a 6-Place Lampchanger Model



S-2086 to replace burned-out lamps.

Daylight control sensing circuitry when activated by an optional daylight control sensor turns the flasher off during daytime hours to conserve battery power and to allow battery recharging on solar powered installations. Electronic reverse polarity and short circuit protection enable the flasher to operate even after experiencing the



electrical abuses often encountered in the field. The entire circuitry is housed in a die cast aluminum case with a polyester powder coat finish which provides excellent corrosion resistance.

"Light Waves To The World"

Flasher Model 8920-03

Technical Specification:

Lamp voltage	12 v \pm 1% *
Rated Lamp current ♣	0.2 ... 3A
Max. Lamp current ♣	5 A
Max. Lamp power ♣	60w
Operating voltage ♣	4-5 ... 15V
Voltage loss through lamp circuit	0.25 A lamp <0.02v 3.05 A lamp <0.25v
Second output	Lampchanger
Idle Current	<5mA
Selectable Rhythms::	
switch selectable	252 ♦
programmable	4 ♦
timing accuracy	\pm 0.5%
synchronization	yes ♠
vibration	10G
shock	40G
temperature range	-40° ... +85°c (-40° ... +185°F)
weight	0.68 Kg (1.5lb)

- Lampchanger switching circuit operates so that arcing of lampchanger contacts does not occur

- Optional - Programmable Output Voltages; contact factory for details

* - For other lamp voltages contact factory

♣ - Depends on operating voltage, duty cycle & lamp size

♦ - Accessible by 8 position DIP switch (8920-03)

◇ - Infinite rhythm selection with use of CR Programmer Model 9400. Rhythms can be programmed into 4 switch locations.

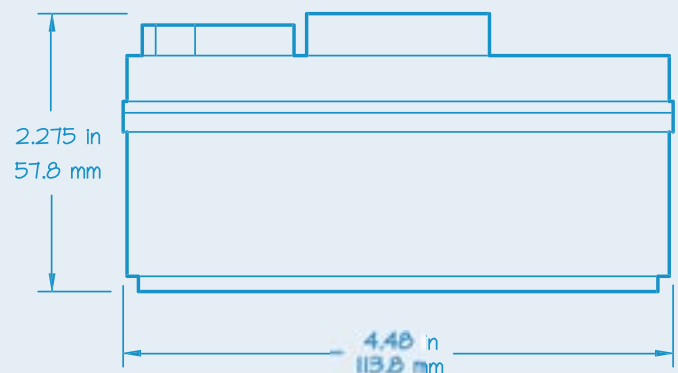
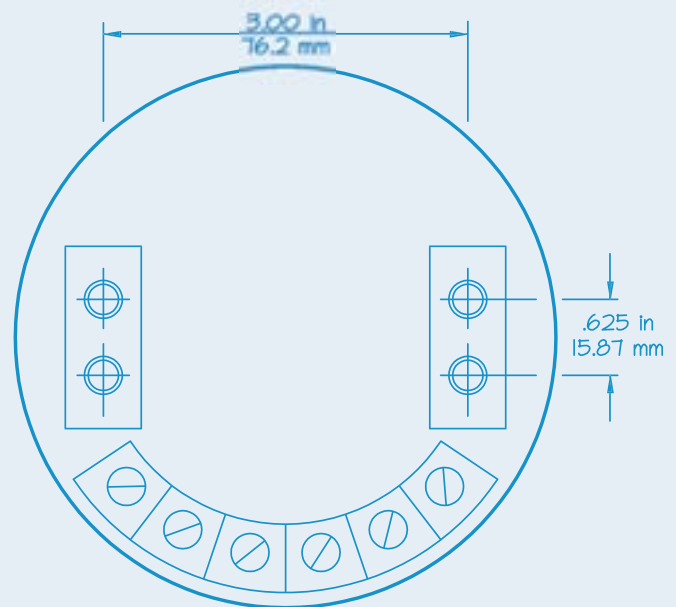
♠ - If Daylight Control sensor is used, synchronized flashers will all turn off and on at daylight and at night time: (A) In sync or (B) Independently - contact factory when customer plans to synchronize with flashers of other manufacturers.

Materials:

- Die Cast aluminum housing with polyester powder coat finish that provides excellent corrosion resistance
- Mounting threads : 10-32 stainless steel
- Terminals : Tin electroplated brass
- Terminal Screws : 8-32 Stainless Steel

Features:

- Microcontroller Based
- Infinite Rhythm Programmability
- Lampchanger Operation on Second Output
- Daylight Control Sensing Circuit
- Synchronization of Two or More Flashers
- Efficient Power Circuit
- Accurate Lamp Voltage Regulation
- Electronic Short Circuit and Reverse Polarity Protection
- Color Coded Terminals



CR Control Systems Inc.
20 Airpark Road, West Lebanon, NH 03784 USA
888-897-9391 603-298-2113 fx: 603-298-7783
sales@CRCONSYS.com www.CRCONSYS.com

© 2007 CR Control Systems inc.

CR
CONTROL SYSTEMS INC.
"Light Waves To The World"